



Online and Mobile Training

# **PRO-TREAD User Guide**

# www.protread.com



# Click User Login



# Login, Use Site ID 201325



**PRO-TREAD**  
INSTRUCTIONAL TECHNOLOGIES

## Please Login Here

You must enter your User ID twice.

User ID:

User ID:  (again)

Site ID:

Login

- » [Need Help?](#) Click for help using Pro-TREAD, solving playback issues and clearing your memory cache.
- » [Need your ID?](#) Please contact your training manager.

# Click the Lesson Menu

PRO-TREAD INSTRUCTIONAL TECHNOLOGIES

NW Trucking

Not your company? Please click [HERE](#).  
Welcome, Thom Schoenborn

**Welcome to PRO-TREAD**  
Please select an option below to continue:

- Lesson Menu - You have 14 Lesson(s) in Progress**
- Lesson History

**PLEASE NOTE:** The passage of the 2015 appropriations bill has suspended two provisions of the July 1st 2013 HOS rule:

- (1) the requirement that drivers' 34-hour restarts include two 1 a.m. to 5 a.m. periods and
- (2) the provision that limits the use of the restart to once per 168 hours (a week).

The Pro-TREAD HOS lesson has been update to reflect this recent change. For more information please contact your supervisor.

© 2000 - 2015 Instructional Technologies, Inc. All rights reserved. This program is protected by US and International copyright laws. [Having Trouble?](#)

# Choose a Lesson



**PRO-TREAD**  
INSTRUCTIONAL TECHNOLOGIES

## NW Trucking

Not your company? Please click [HERE](#).

Welcome, Thom Schoenborn

**NW**

Main Menu

Refresh this page

### In-Progress or Assigned Lessons:

Note: These are lesson(s) to be completed.

Backing and Docking Enhanced

Defensive Driving - Medium Duty Truck

**Parking Lots**

Avoiding Fixed Objects - Medium Duty Truck

Lift Gate Safety

Railroad Safety

GHS - Globally Harmonized System

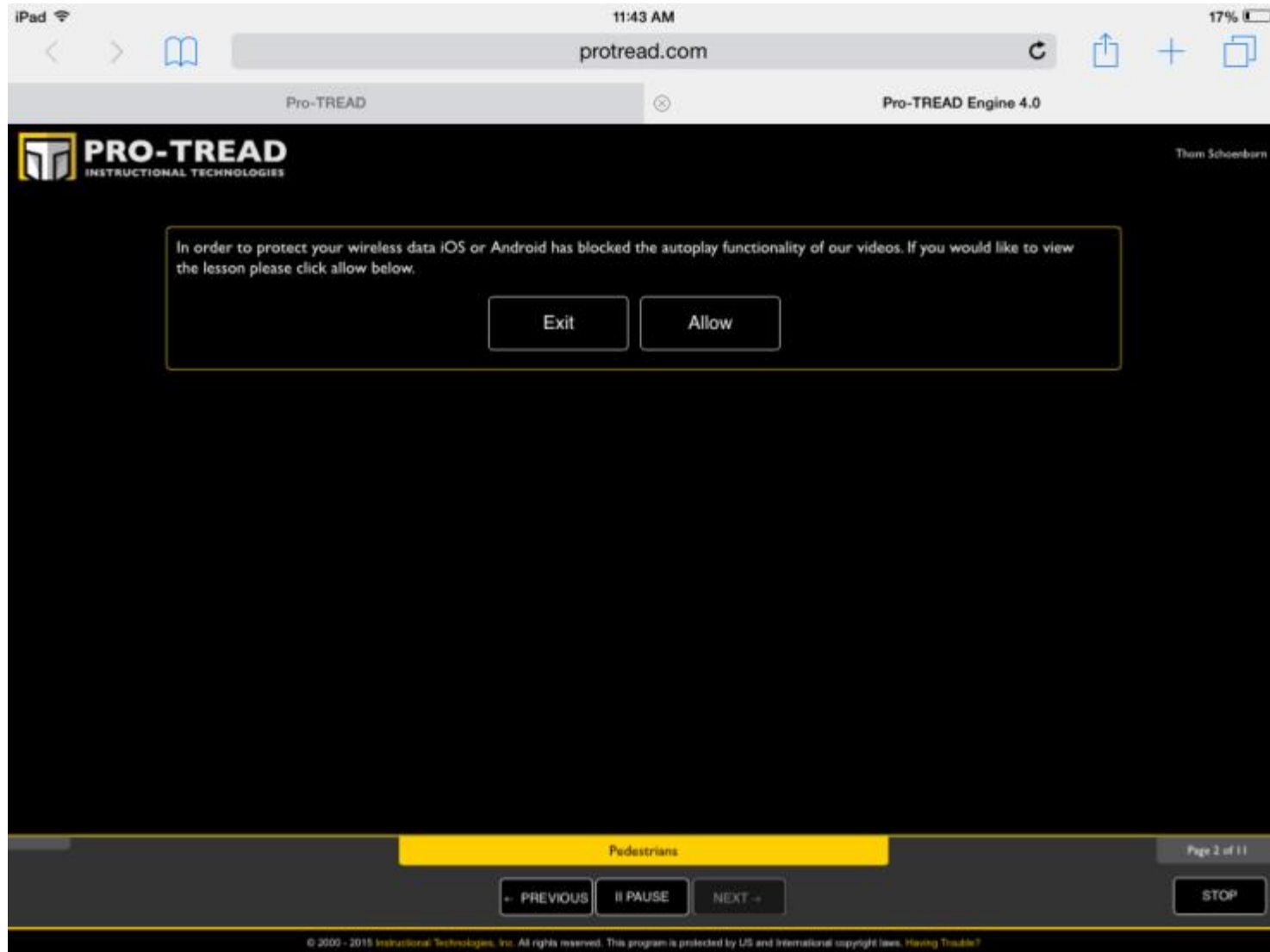
Flatbed Safety

Parking Lots

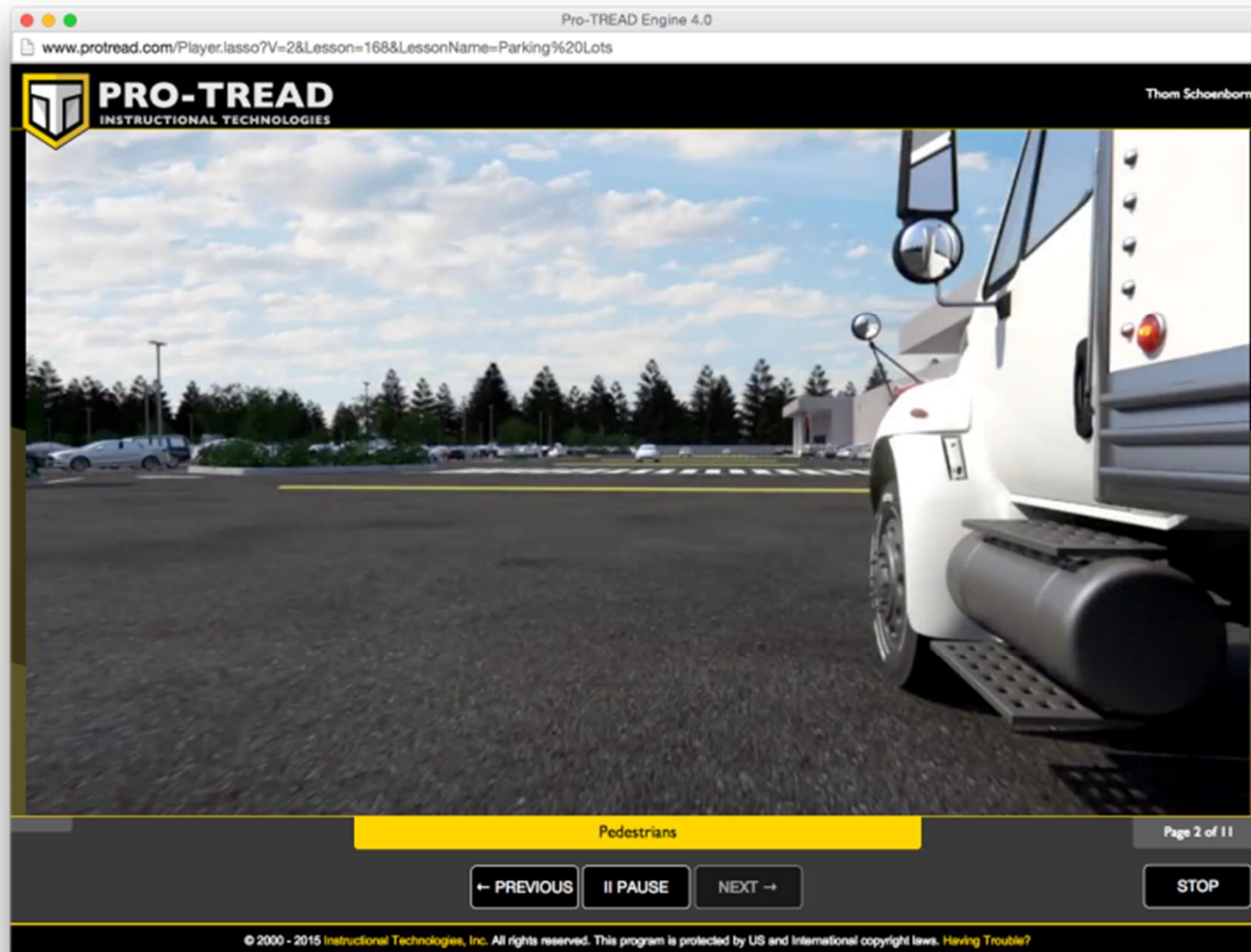
Date Started: 09/17/2014

Current Page: 2

# On Mobile? Choose "Allow"



# Watch and Interact with the Course





# Answer Questions Correctly...

Pro-TREAD Engine 4.0

www.protread.com/Player.lasso

**PRO-TREAD**  
INSTRUCTIONAL TECHNOLOGIES

Thom Schoenborn

True or False: Total stopping distance is the amount of time and space it takes for your truck to come to a full and complete stop.

True

False

Defensive Driving - Medium Duty Truck

Question 2

Page 7 of 22

← PREVIOUS

▶ PLAY

NEXT →

STOP

www.protread.com/Player.lasso#

© 2008 - 2012 Pro-Tread Instructional Technologies, Inc. All rights reserved. This program is protected by US and International copyright laws. [Having Trouble?](#)

# Or You Must Review Section Again

The screenshot shows a web browser window titled "Pro-TREAD Engine 4.0" with the URL "www.protread.com/Player.lasso#". The page features the "PRO-TREAD INSTRUCTIONAL TECHNOLOGIES" logo in the top left and the name "Thom Schoenborn" in the top right. The main content area has a black background with red horizontal lines and displays the word "INCORRECT" in large red letters. Below this, white text reads: "The amount of time and space it takes for your truck to come to a full and complete stop, including your reaction time due to speed, is known as the total stopping distance." and "You will now be taken through a review of that section." The bottom of the interface includes a progress bar with "Defensive Driving - Medium Duty Truck" on the left, "Question 2" in the center, and "Page 7 of 22" on the right. Navigation buttons for "PREVIOUS", "PLAY", "NEXT", and "STOP" are located at the bottom center. A footer at the very bottom contains the URL "www.protread.com/Player.lasso#" and a copyright notice: "© 2000-2015 Pro-Tread Technologies, Inc. All rights reserved. This program is protected by US and International copyright laws. Having Trouble?"

Pro-TREAD Engine 4.0

www.protread.com/Player.lasso#

**PRO-TREAD**  
INSTRUCTIONAL TECHNOLOGIES

Thom Schoenborn

**INCORRECT**

**The amount of time and space it takes for your truck to come to a full and complete stop, including your reaction time due to speed, is known as the total stopping distance.**

**You will now be taken through a review of that section.**

Defensive Driving - Medium Duty Truck

Question 2

Page 7 of 22

← PREVIOUS

▶ PLAY

NEXT →

STOP

www.protread.com/Player.lasso#


© 2000-2015 Pro-Tread Technologies, Inc. All rights reserved. This program is protected by US and International copyright laws. Having Trouble?

# Press Stop When Complete!

- At the final screen, you must press the stop button to get credit for the course.
- You can pause and/or stop at any time — PRO-TREAD will bring you back to that section when you next log in.

# Want a Certificate?

## Return to the Main Menu

**PRO-TREAD**  
INSTRUCTIONAL TECHNOLOGIES

LOG OUT

### NW Trucking

Not your company? Please click [HERE](#).  
Welcome, Thom Schoenborn

**NWTruck**

Welcome to PRO-TREAD  
Please select an option below to continue:

- Lesson Menu - You have 14 Lesson(s) in Progress
- Lesson History

**PLEASE NOTE:** The passage of the 2015 appropriations bill has suspended two provisions of the July 1st 2013 HOS rule:

(1) The requirement that drivers' 34-hour completed lessons and lessons still in progress. and two 1 a.m. to 5 a.m. periods

(2) the provision that limits the use of the restart to once per 168 hours (a week).

The Pro-TREAD HOS lesson has been update to reflect this recent change. For more information please contact your supervisor.

© 2000 - 2015 Instructional Technologies, Inc. All rights reserved. This program is protected by US and International copyright laws. [Having Trouble?](#)

[www.protread.com/UserTranscript.lasso](http://www.protread.com/UserTranscript.lasso)

# Click Certificate for the Course(s)

131	Trailer Loading/Unloading Procedures	03/16/2014	3	InComplete			
429	Reasonable Suspicion - Alcohol	01/02/2014	25	Complete	01/02/2014	<a href="#">Certificate</a>	
22	Night Driving	10/03/2011	14	Complete	12/18/2013	<a href="#">Certificate</a>	
157	Roadside Inspections	12/17/2013	21	Complete	12/18/2013	<a href="#">Certificate</a>	
123	Defensive Driving Enhanced	07/26/2011	23	Complete	10/03/2013	<a href="#">Certificate</a>	
159	Safe Operation of Manual Pallet Jacks	07/15/2013	11	Complete	10/03/2013	<a href="#">Certificate</a>	
28	Speed Management	11/30/2011	21	Complete	09/16/2013	<a href="#">Certificate</a>	
337	Lift Gate Safety	06/26/2012	15	Complete	04/22/2013	<a href="#">Certificate</a>	
127	Seat Belts	05/11/2012	8	Complete	05/11/2012	<a href="#">Certificate</a>	
120	Fueling Alternative Fuel Vehicles	04/13/2012	11	Complete	04/13/2012	<a href="#">Certificate</a>	
74	Workplace Awareness	11/10/2011	14	Complete	11/10/2011	<a href="#">Certificate</a>	
122	Avoiding Fixed Objects	10/27/2011	22	Complete	11/09/2011	<a href="#">Certificate</a>	

# And Save or Print

## **Certificate of Achievement Pro-TREAD**

**Thom Schoenborn**

Has Successfully Completed and Mastered  
The Pro-TREAD Course in

**Night Driving**

**December 18, 2013**

**Instructional Technologies, Inc.**  
14511 NE 13th Ave  
Vancouver, WA 98685  
360-576-5976



**INSTRUCTIONAL  
TECHNOLOGIES**

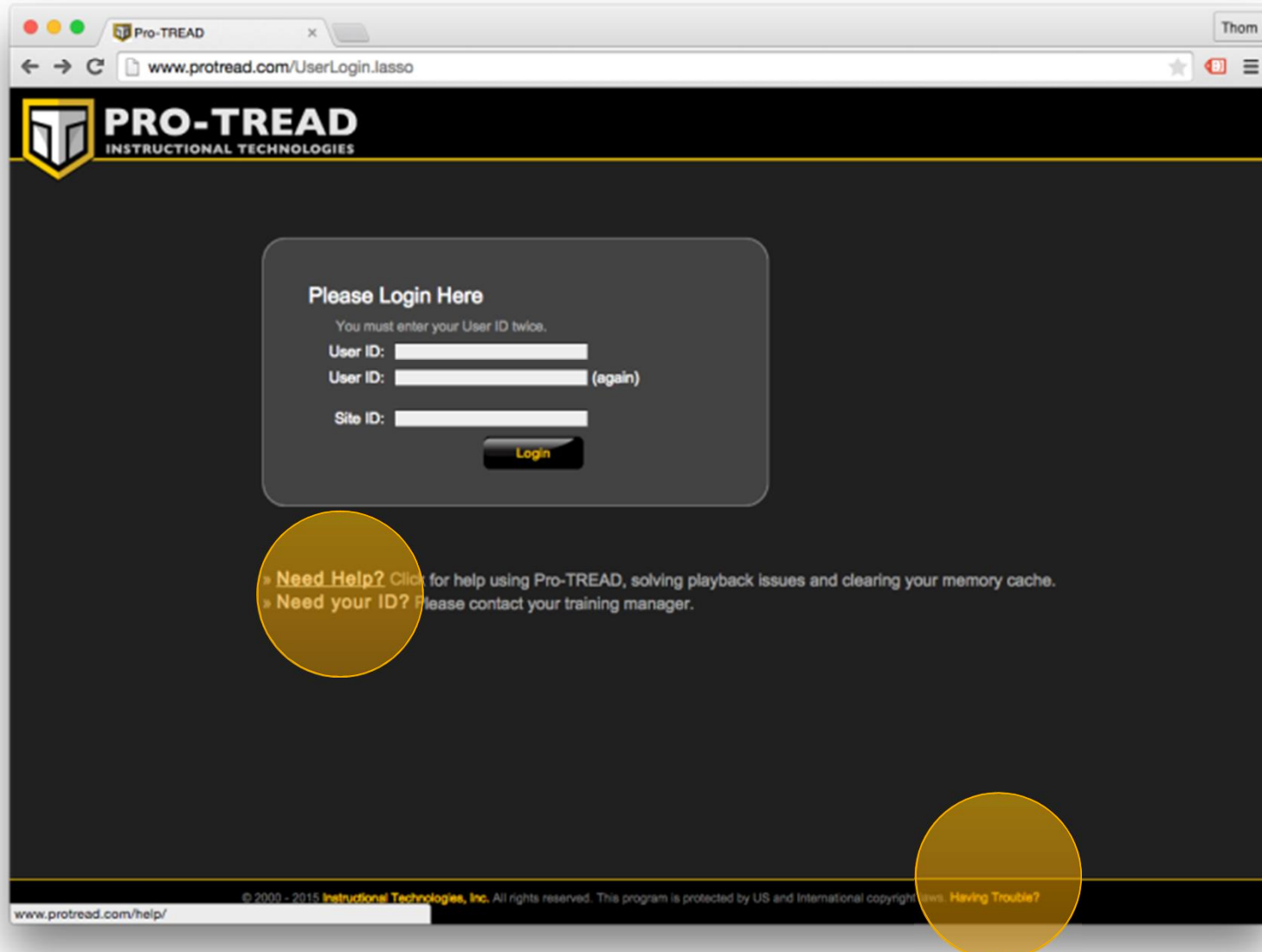
\_\_\_\_\_  
User

\_\_\_\_\_  
Authorized Supervisor

User ID: thom

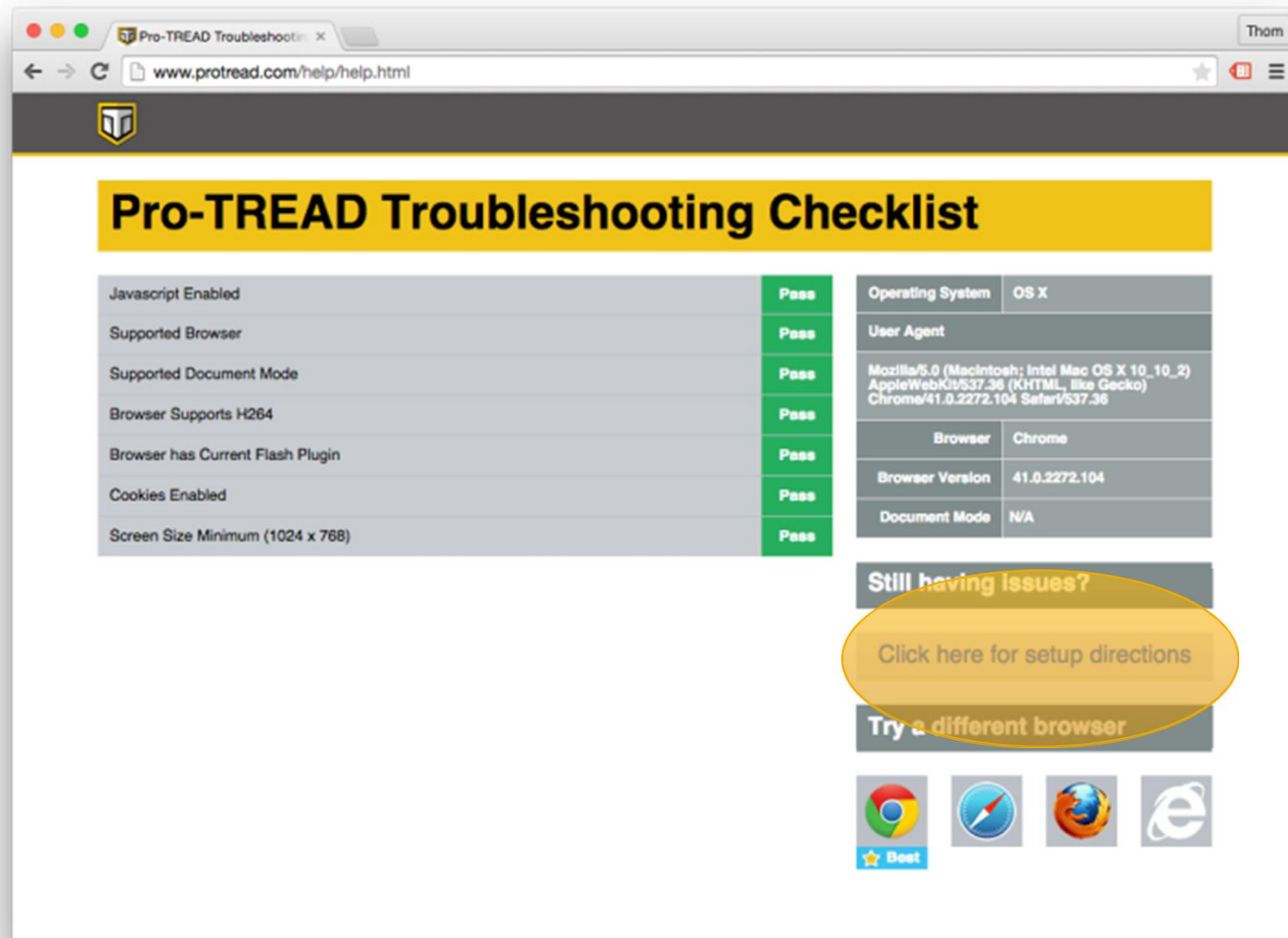
Pro-TREAD is a program of Instructional Technologies, Inc. ©2015

# “Having Trouble?” Link on Every Page and at Login Page





# Follow Checklist Directions



Pro-TREAD Troubleshooting Checklist

Javascript Enabled	Pass
Supported Browser	Pass
Supported Document Mode	Pass
Browser Supports H264	Pass
Browser has Current Flash Plugin	Pass
Cookies Enabled	Pass
Screen Size Minimum (1024 x 768)	Pass

Operating System	OS X
User Agent	Mozilla/5.0 (Macintosh; Intel Mac OS X 10_10_2) AppleWebKit/537.36 (KHTML, like Gecko) Chrome/41.0.2272.104 Safari/537.36
Browser	Chrome
Browser Version	41.0.2272.104
Document Mode	N/A

Still having issues?

Click here for setup directions

Try a different browser

★ Best



# Still Stuck? Call PRO-TREAD!

The screenshot shows a web browser window with the address bar displaying [www.protread.com/help/setup.html](http://www.protread.com/help/setup.html). The page title is "Pro-TREAD Setup Checklist". The main content area is divided into several sections:

- Clearing Your Browser's Cache Memory**
  - An Important Note about Changing Browser Settings/Configuration:**

The settings you choose in configuring your browser directly affect all of the internal and external browser-based applications you use. You should always check with your Network Administrator or your PC/IT team before you change any system setting or configuration.
  - Clearing your cache can significantly improve the speed and performance of your browser. The following procedures provide steps to clear the cache memory for a variety of browsers:
  - Chrome**
  - Firefox**
  - Safari**
  - Internet Explorer**
- Troubleshooting Flash Player**
  - [Check your version of Flash Player](#)
  - [Download the latest Flash Player](#)
  - [Clear Flash Player's cache and settings](#)
  - [Flash Player Global Storage Settings panel](#)
- WINDOWS 8 Flash Player Known Issues**
  - [Adobe™ Flash Player issues | Windows 8](#)
  - [Adobe™ Support Forum](#)
- Internet Explorer not working?**
  - [Tips for solving problems with Internet Explorer](#)
- Need Assistance?**
  - Authorized Users contact your ITI service representative at [help@instructiontech.net](mailto:help@instructiontech.net) or 877-77-TREAD.

A yellow oval callout highlights the "Need Assistance?" section.

Firemen train. The military trains. Athletes train. You train, too.

**We all want to get home  
safe and sound.**